

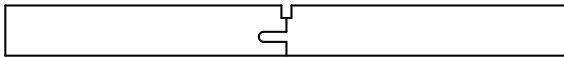
## TONGUE & GROOVE OPTIONS



RHD-TG1 1X6 TONGUE AND GROOVE V GROOVE



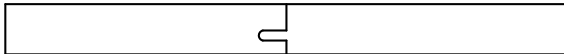
RHD-TG5 BEADBOARD, 2 1/2" O.C.



RHD-TG2 1X6 TONGUE AND GROOVE BUTT JOINT W/ 1/8" GAP



RHD-TG6 1X6 TONGUE AND GROOVE EASED 1/4" RADIUS



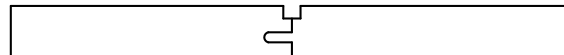
RHD-TG3 1X6 TONGUE AND GROOVE BUTT JOINT



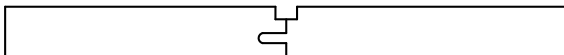
RHD-TG7 1X6 TONGUE AND GROOVE EASED 1/8" RADIUS



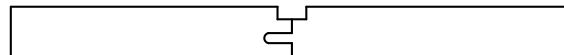
RHD-TG4 BEADBOARD, 1 5/8" O.C.



RHD-TG8 1X6 TONGUE AND GROOVE BUTT JOINT W/ 1/4" GAP




RHD-TG9 1X6 TONGUE AND GROOVE BUTT JOINT W/ 3/8" GAP



RHD-TG10 1X6 TONGUE AND GROOVE BUTT JOINT W/ 1/2" GAP

RANCH HOUSE® DOORS

 | *Redefining the Entrance™*

*Tongue & Groove Options* 