

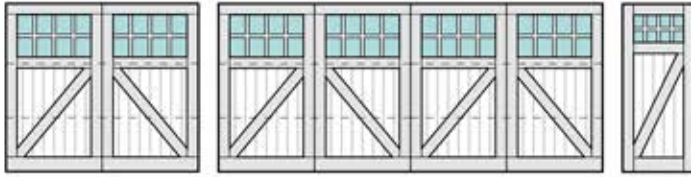
East Chop

RANCH HOUSE DOORS
SHD | Redefining the Entrance™

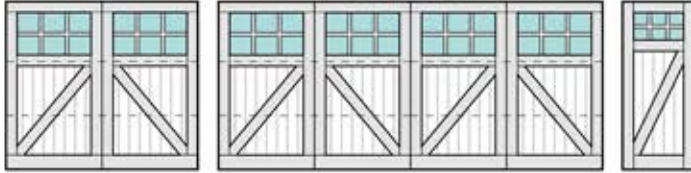
1527 POMONA ROAD
 CORONA, CA 92880
 O (951) 278-2884
 F (951) 278-2886

WASHINGTON OFFICE:
 O (360) 318-1319

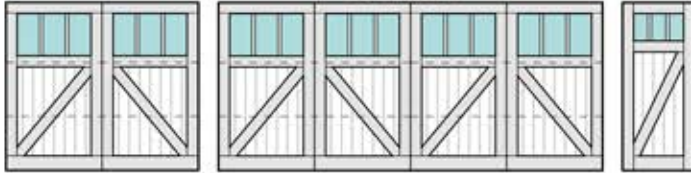
ECP-RHD-SQ-2



ECP-RHD-SQ-1



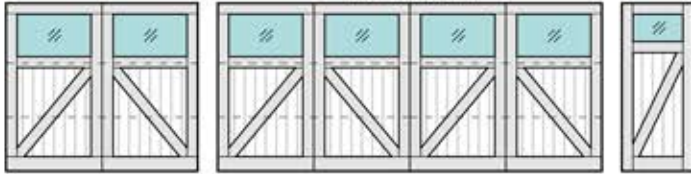
ECP-RHD-SQ-4



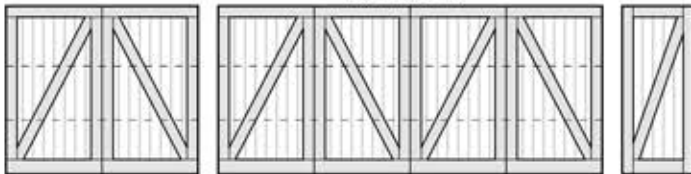
ECP-RHD-SQ-15 W/
WROUGHT IRON



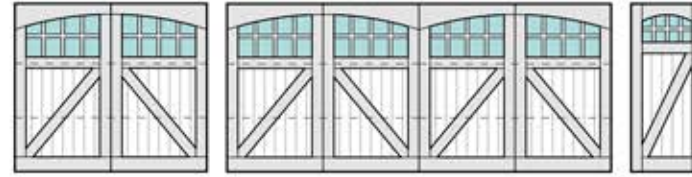
ECP-RHD-SQ-15



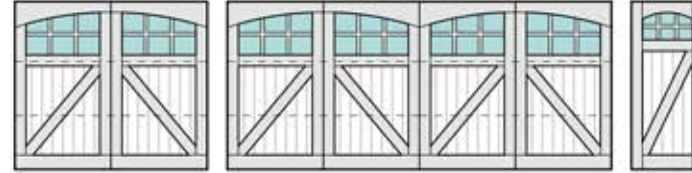
ECP-RHD-SQ-0



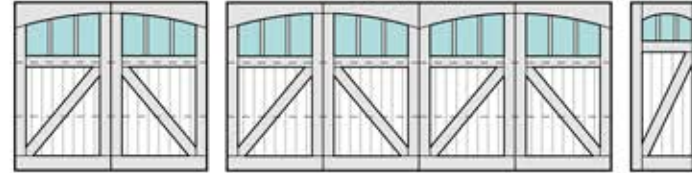
ECP-RHD-AR-2



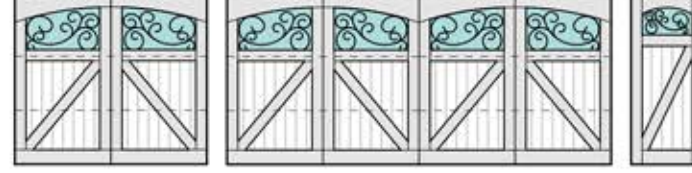
ECP-RHD-AR-1



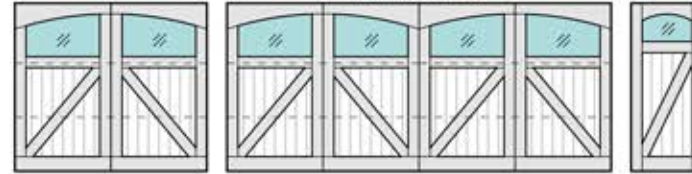
ECP-RHD-AR-4



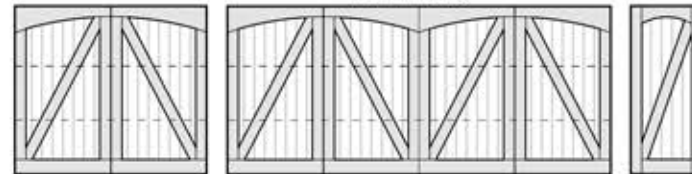
ECP-RHD-SQ-AH W/
WROUGHT IRON



ECP-RHD-AR-15



ECP-RHD-AR-0



© ALL MATERIAL IS COPYRIGHTED AND CANNOT BE TRANSFERRED TO A THIRD PARTY

DRAWINGS REPRESENT 16' X 7' DOUBLE AND 8' X 7' SINGLE DOORS. ALL DOORS DRAWN ARE 3 SECTIONS. MANY OTHER SIZES AVAILABLE. ALL DOORS THAT EXCEED 7' 0" TALL WILL BE 4 SECTIONS. FOR INFORMATION ON HOW MANY SECTIONS YOUR DOOR WILL BE, PLEASE CONTACT RANCH HOUSE DOORS.

East Chop 