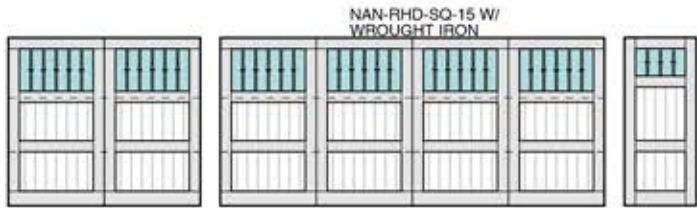
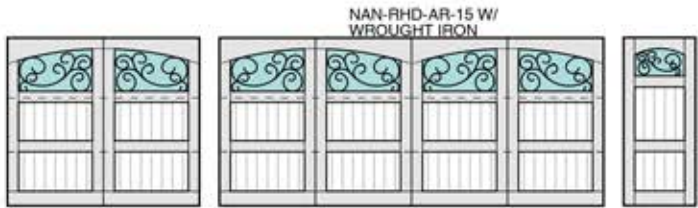
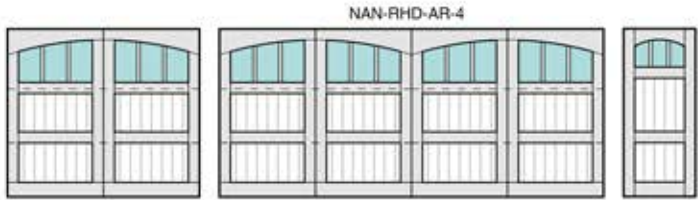
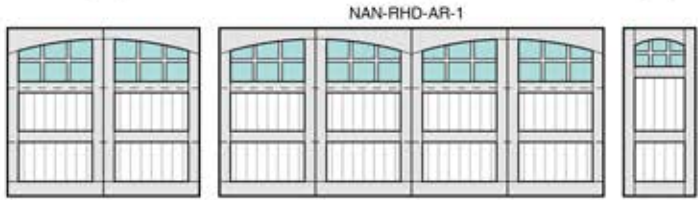
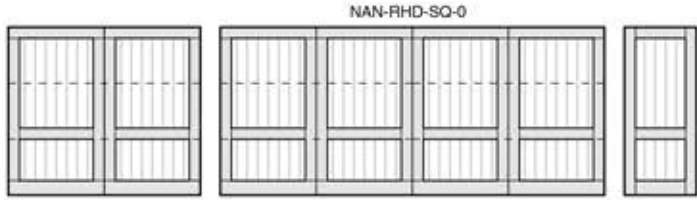
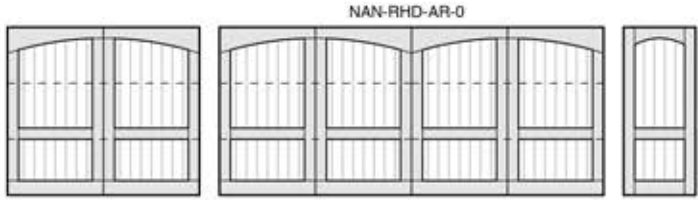


# Nantucket

**RANCH HOUSE DOORS**  
*SHD | Redefining the Entrance™*

1527 POMONA ROAD  
 CORONA, CA 92880  
 O (951) 278-2884  
 F (951) 278-2886

WASHINGTON OFFICE:  
 O (360) 318-1319



© ALL MATERIAL IS COPYRIGHTED AND CANNOT BE TRANSFERRED TO A THIRD PARTY. DRAWINGS REPRESENT 16' X 7" DOUBLE AND 8' X 7" SINGLE DOORS. ALL DOORS DRAWN ARE 3 SECTIONS. MANY OTHER SIZES AVAILABLE. ALL DOORS THAT EXCEED 7' 0" TALL WILL BE 4 SECTIONS. FOR INFORMATION ON HOW MANY SECTIONS YOUR DOOR WILL BE, PLEASE CONTACT RANCH HOUSE DOORS.

Nantucket 