



RANCH HOUSE DOORS

— *Redefining the Entrance™* —



MODERN SPANISH COLLECTION



Model: Madrid **Species:** Cedar **Window:** Speakeasy **Wood Texture:** Smooth
Decorative Hardware: Clavos; RHD-CC3 **Grill:** RHD-SG2 **Door Pulls:** RHD-DP1 **RHD#9278**



Model: Seville **Species:** Cedar **Window:** NA **Wood Texture:** Hand Hewn **RHD#2110**



Model: Valencia **Species:** Cedar **Window:** Speakeasy **Wood Texture:** Hand Hewn **Interior Edges:** RHD-PM2
Decorative Hardware: Clavos; RHD-CC3 **Grill:** RHD-SG1 **Door Pulls:** RHD-DP1040 **RHD#9277**

MODERN SPANISH COLLECTION

The Modern Spanish Collection reflects the beauty of Spanish Revival design with warm tones and ornate accents. Perfect for Mediterranean-style homes, these doors evoke a sense of heritage and sophistication.

IT'S AS EASY AS...



CHOOSE YOUR DOOR STYLE

Timeless Spanish designs with ornate details and arched accents for Old-World elegance.

CHOOSE YOUR WOOD TYPE

Cedar and mahogany bring warmth and lasting Mediterranean durability.

CHOOSE YOUR OPTIONS

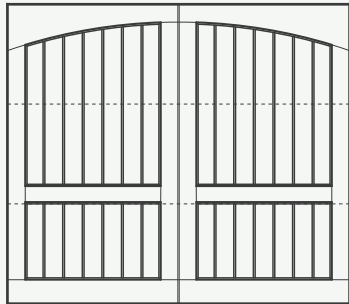
Add Spanish-inspired touches like decorative ironwork, rustic clavos, or rich stained finishes.

CHOOSE YOUR DOOR STYLE

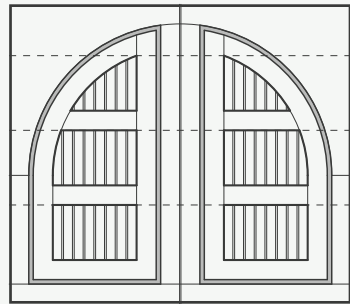
Scan For More Options




Model: Barcelona **Species:** Cedar (Bleached) **Window:** RHD-SQ-4 **Wood Texture:** Medium Wire Brush **RHD#9276**



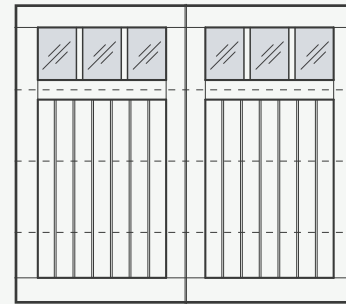
Madrid



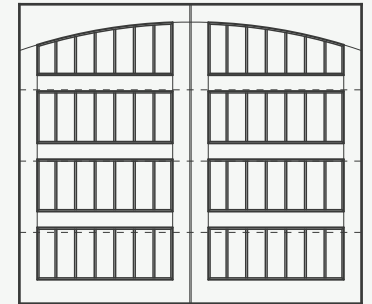
Seville



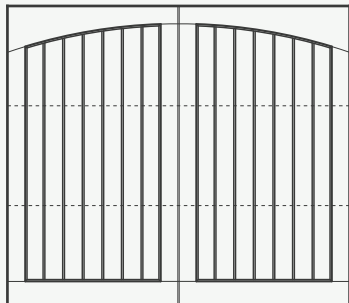
Valencia



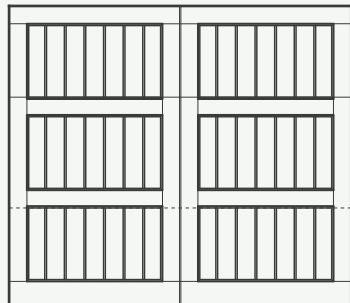
Barcelona



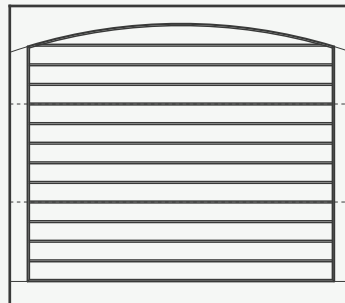
Serratina



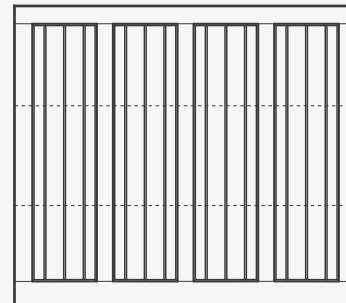
Pamplona



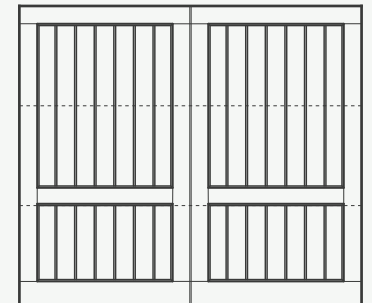
San Simone



San Fernando



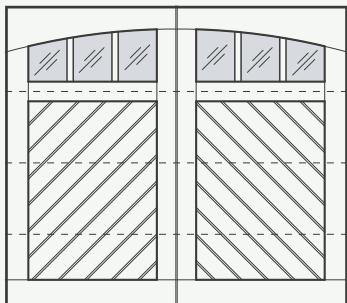
Romano



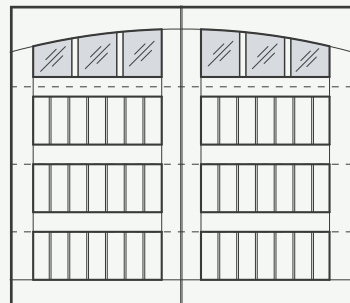
Merida



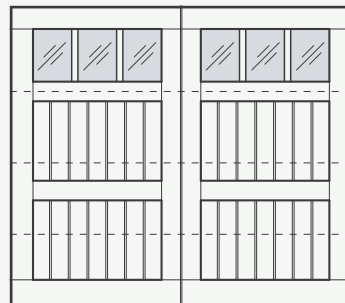
Model: Ryder **Species:** Cedar **Window:** RHD-SQ-4 **Wood Texture:** Smooth **RHD#8541**




Ryder



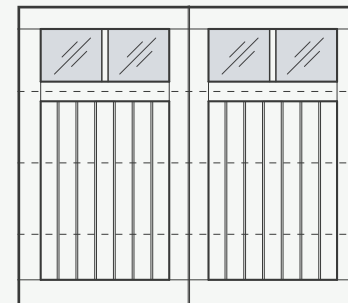
Las Palmas



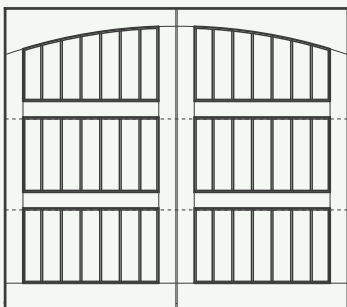
Vigo



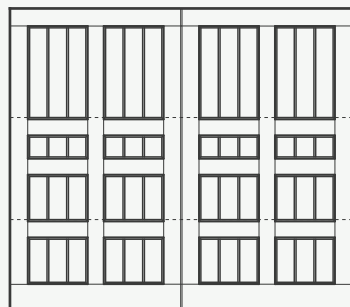
Elche



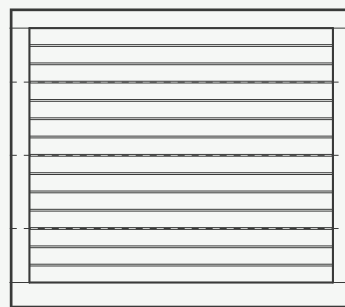
Cordoba



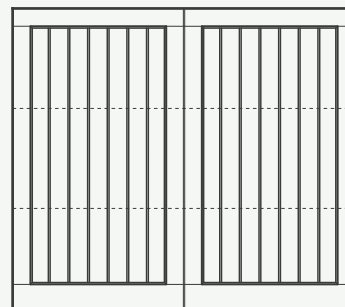
Tarragona



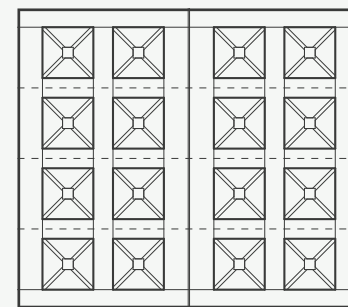
Granada



Murcia



Vitoria/Kingsbury



Sebastian

CHOOSE YOUR WOOD TYPE


2

STAIN GRADE WOODS


Top Recommended



Cedar - *Most Used*
Vertical Grain Western Red Cedar



VGDF
Vertical Grain Doug Fir



Hemlock
Vertical Grain Hemlock


PAINT GRADE WOODS

High-quality engineered wood.




Extra Overlay, MDO Plywood Face
Exterior Grade MDF


Additional Species of Woods Available




Meranti Mahogany




African Mahogany



STK Cedar
Select Tight Knot Cedar



White Oak
Vertical Grain or Plain Sawn



Black Walnut

Reclaimed Woods Available




Big Sky Gray
Mixed Pine/Smooth As Is Texture



Nature Aged Fir
Pine and Fir/Circle Sawn Texture



Kentucky Bourbon
Naturally Aged/Circle Sawn Texture



White Birch
Mixed Pine



Marine Meranti
Pine and Fir

Reclaimed Cont.

Stain Grade Plywood


tricoya 

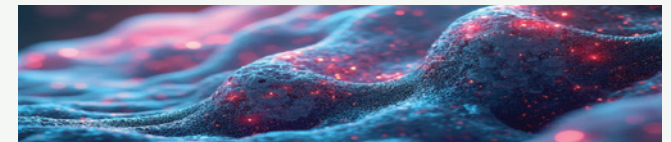


LOOKING TO PAINT YOUR DOORS BLACK?

Upgraded Materials - Paint Grade

The guaranteed choice for resistance to ultraviolet rays and water. Tricoya offers a 50-year warranty on the material only and can be painted black. Scan the QR code for Tricoya warranty information.

	STANDARD EXTIRA/MDO	tricoya 
WARRANTY	RHD WARRANTY 1 YEAR	RHD WARRANTY 5 YEAR
	EXTRA WARRANTY 9 YEAR	TRICOYA WARRANTY 45 YEAR
BLACK/DARK COLORS	NOT RECOMMENDED	YES
HIGH MOISTURE ENVIRONMENT	NOT RECOMMENDED	YES
FULL WEST EXPOSURE	\$	\$\$\$



TECHNOLOGICAL TREATED ADVANCED MATERIALS

Stain Grade Options:

- **Thermalized Wood** (e.g., Thermory) – Hemlock, Ash
- **Accoya Wood** – A specialized process alters the wood's cell structure, improving its technical properties to make it significantly stronger and more durable.

• **NewTechWood**

Scan the QR code for more information.




CHOOSE YOUR OPTIONS

3

A WOOD TEXTURES

No Charge




Smooth reSAWN

Additional Charge

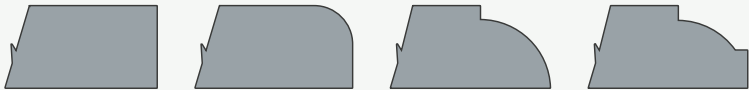


Wire Brush
From Left to Right - Light, Medium, Heavy



Hand Hewn Distressed

B INTERIOR EDGES (STANDARD)



Square Eased Coped Step

PANEL MOULDINGS (UPGRADE)



RHD-PM1 RHD-PM2 RHD-PM3 RHD-PM4

Panel mouldings are an upcharge. Scan QR code for more options and measurements.



C TONGUE & GROOVE OPTIONS



Tongue & Groove, V Joint w/ 3/8" w



Tongue & Groove, Butt Joint



Tongue & Groove, Butt Joint
w/ 1/8" w x 1/8" d Channel Groove



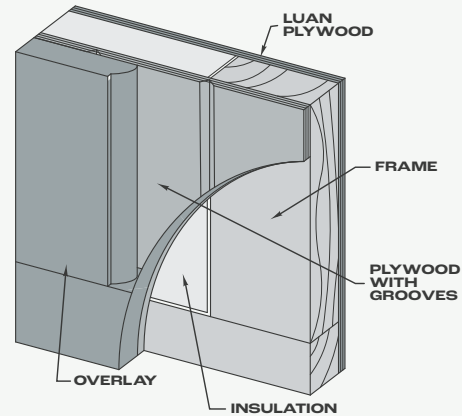
Tongue & Groove, Butt Joint
w/ 1/4" w x 1/8" d Channel Groove



NOTE: Also available in 1 x 2, 1 x 4 and 1 x 8 upon request. Scan QR code for more options.

CUSTOM DOOR SPECIFICATIONS

- **Face and Overlay Materials:** Vary depending on design.
- **Insulation:** 1 3/32" polystyrene insulation.
- **Frame:** 1 3/32" hem fir frame, finger-jointed (FJ).
- **Back:** 1/4" luan plywood.



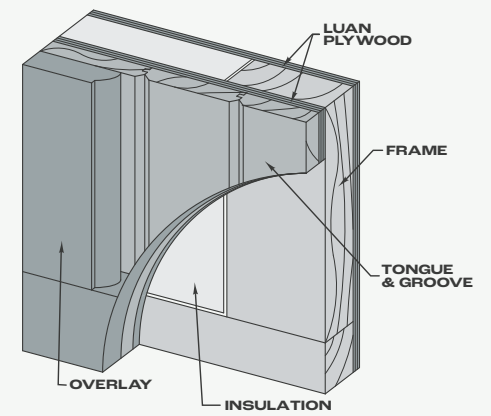
PAINT GRADE

Composites and Plywoods

Used for Tongue-and-Groove face applications:

- **MDO:** 1/2" Medium Density Overlay – a resin-based birch veneer core plywood with phenolic glue for exterior use.
- **Extira:** A resin-based wood composite designed for exterior use.
- **Tricoya:** A resin-based wood composite

Note: We can custom-make plywood from any material you request.



STAIN GRADE

Materials

Used for Tongue-and-Groove face applications:

- **Clear Western Red Cedar**
- **West Coast Hemlock**
- **VG Douglas Fir**
- **Select Tight Knot Western Red Cedar**

Optional Plywood Faces

- **Marine Meranti Plywood**
- **White Birch Plywood**

Other species available upon request.

Scan QR code for more options. Stain grade options available.



HARDWARE UPGRADES

Powder Coated Hardware

- **Black or White Powder Coat Available**
- **Custom Colors Available**

Noise Reduction Package

- **Quiet Hinges**

(Cannot be powder coated)



NEED FIRE-RATED OR WIND LOADED GARAGE DOOR?



WUI Wildland Urban Interface

Built with SFM Standard 12-7A-1 (Wildland Urban Interface Code). Full custom doors only.



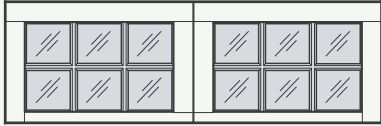
Required Wind Loading?

*Compliant with wind load requirements of the 8th Edition (2023) of the Florida Building Code. *In accordance with ANSI/DASMA 108-17.

WINDOW OPTIONS

Note: These tops are drawn for 8-0 x 7-0 doors.

The mullions are 1 3/4" and tru divide lites, unless noted otherwise.



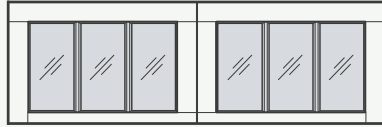
RHD-SQ-1



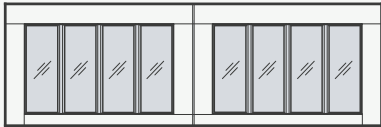
RHD-SQ-2



RHD-SQ-3



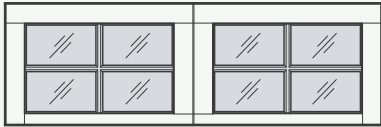
RHD-SQ-4



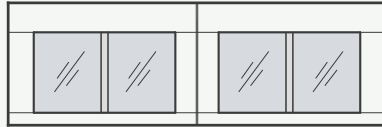
RHD-SQ-5



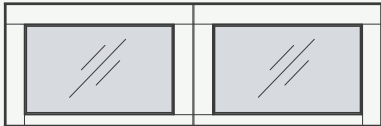
RHD-SQ-6



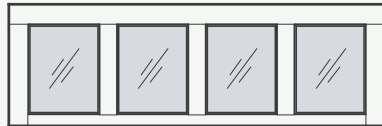
RHD-SQ-7



RHD-SQ-17

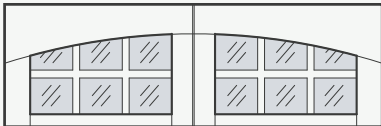


RHD-SQ-15

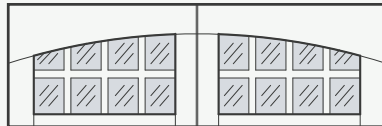


RHD-SQ-16

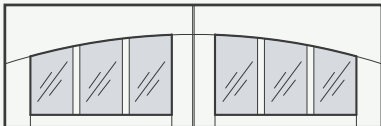
Arch Options



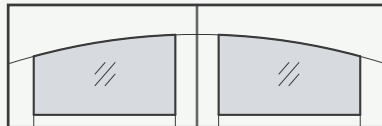
RHD-AR-1



RHD-AR-2



RHD-AR-4



RHD-AR-15

*Windows are Tru Divided unless otherwise noted. *Wood windows are Tru Divided.

*Specialty glass available upon request. Arch (AR) can be added to any Square (SQ) design.

DECORATIVE HARDWARE

Clavos



RHD-CSQ2:
1 1/2"



RHD-CSQ1:
2"



RHD-CC6:
1" diameter



RHD-CC3:
1.5" diameter



RHD-CC1:
1 3/4" diameter



RHD-CC2:
2" diameter

Grills



RHD-SG1:
12" x 12"



RHD-SG2:
12" x 20"



RHD-SG4:
10" x 12", 14", 20"

Hinges



RHD-H5: 2 1/2" x 16", 24", or 33"



RHD-H18: 2" x 16", 18", 24", or 30"



RHD-H20: 2 3/4" x 16", or 24"



RHD-H6: 4" x 16", or 24"

Door Pulls



RHD-DP5:
6" x 4" Ring



RHD-DP15:
6 1/2" x 4" Ring



RHD-DP3:
7" x 4" Ring



RHD-DP1:
4 1/2" x 6 1/2" Ring



RHD-DP2:
11 1/4" x 2"



RHD-DP6:
2" x 13"



RHD-DP8:
5" x 10 1/4"

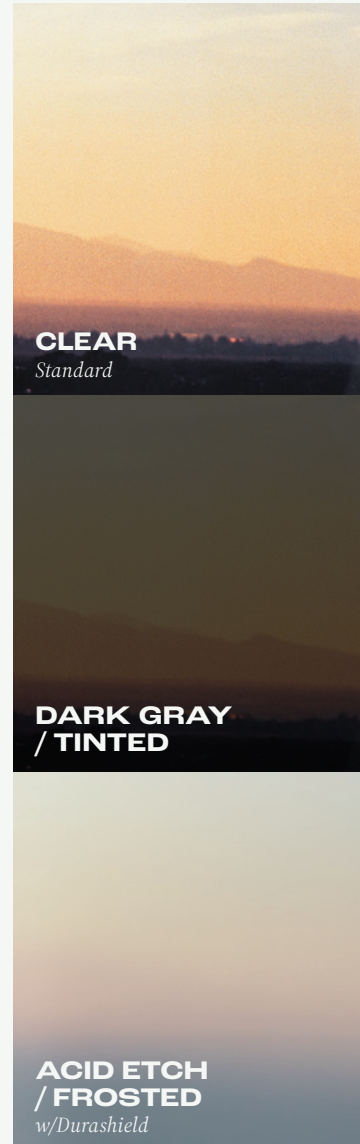


RHD-DP1040:
2" x 11"

GLASS TYPES



Scan QR code for more options.



Clear / Upgrades are available with various types of glass. All glass is Annealed, Tempering is an optional upgrade. Insulated glass available upon request. Copyright Notice: All materials shown in this brochure are copyrighted and may not be duplicated in any form. ©2026 Ranch House Doors.

BUILT ON LEGACY



RANCH HOUSE DOORS

— *Redefining the Entrance™* —



PHONE

951.278.2884

ADDRESS

1527 Pomona Rd,
Corona, CA 92878



Scan the QR code for
RHD warranty/stain information.

In a small La Mirada garage more than two decades ago, our father, Mike Neal, built his first custom wood door. The garage was alive with the sounds of roaring machines, and the air was thick with sawdust—a symbol of hard work and creativity.

Dad often said, “I love the smell of sawdust in the morning.” That passion turned what began as a “little experiment” into Ranch House Doors—one of the nation’s premier door manufacturers.

Today, we carry on Dad’s legacy, creating handcrafted garage doors, entry doors, gates, and more for homes across the country. Our skilled design team is here to turn your ideas into reality, blending timeless craftsmanship with your unique style.

For us, every door is more than just a product; it’s an opportunity to make your home warm, functional, and truly exceptional. Because like Dad always said, “If you can think it, we can build it.”



Only garage doors featuring the official **Ranch House Doors serial number plate of authenticity** are genuine Ranch House Doors products. This serial number plate represents our commitment to craftsmanship, premium materials, and enduring quality.

Doors without it are not made or authorized by Ranch House Doors and do not carry our warranty or brand guarantee.

Look for the serial number plate—it’s the mark of true craftsmanship.