



RANCH HOUSE DOORS

— *Redefining the Entrance* —



SWING OUTS & SLIDERS COLLECTION



Model: Ryder **Wood Type:** Cedar **RHD#603**



Model: Rapha **Wood Type:** STK **RHD#3150**



Model: Lighthouse **Wood Type:** Cedar **Window:** SQ-4 **RHD#3148**

SWING OUTS & SLIDERS COLLECTION

Where craftsmanship meets effortless access. The Swing Outs & Sliders Collection blends timeless design with precision engineering, offering handcrafted wood doors and gates that move with ease and embody modern luxury rooted in tradition.

IT'S AS EASY AS...



CHOOSE YOUR DOOR STYLE

Handcrafted swing outs and pedestrian gates with classic profiles and smooth, balanced operation.



CHOOSE YOUR WOOD TYPE

Premium woods like cedar and mahogany, chosen for strength, stability, and long-term performance.



CHOOSE YOUR OPTIONS

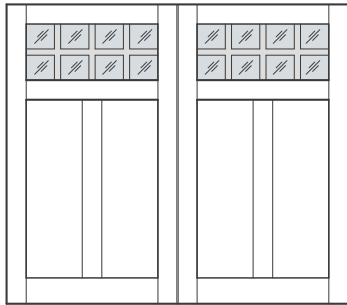
Customize with decorative grilles, specialty hardware, or refined finish upgrades to fit your project's style.

CHOOSE YOUR DOOR STYLE

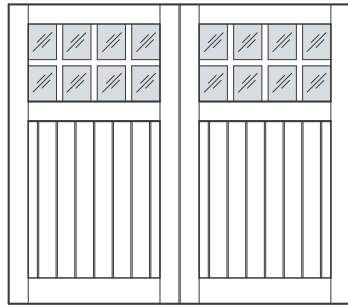
Scan For More Options



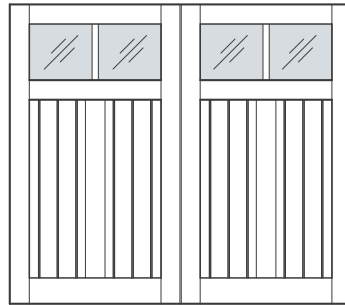
Model: Sconset **Wood Type:** Tricoya **Arch Type:** True Arch **Window:** SQ2 **RHD#8525**



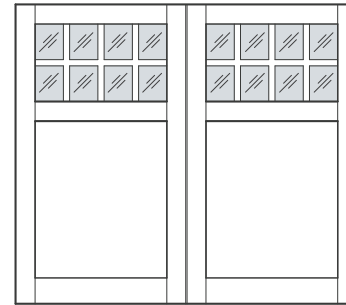
Blackfish



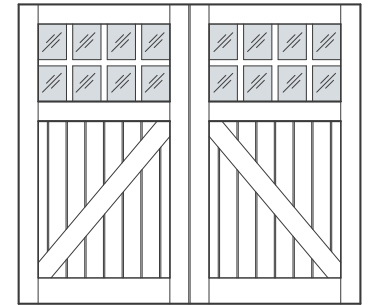
Sconset




Ballston



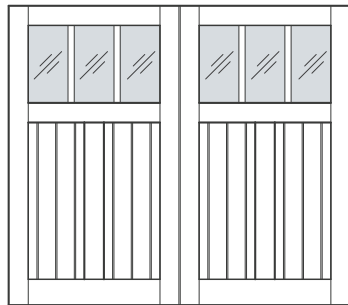
Chatham




East Chop



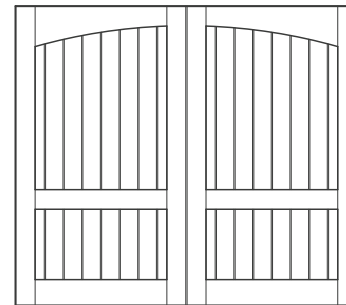
Madaket



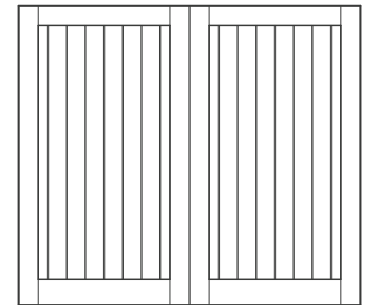
Osterville



Sunken



Nantucket




Kingsbury




Model: Kingsbury Species: Cedar RHD#611



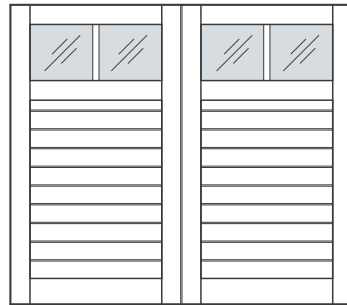
Model: Sconset Species: Tricoya Arch Type: True Arch Window: SQ-2 RHD#9727




Ryder



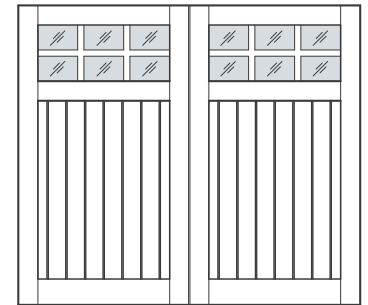
Surfcomber




Marconi




Skaket



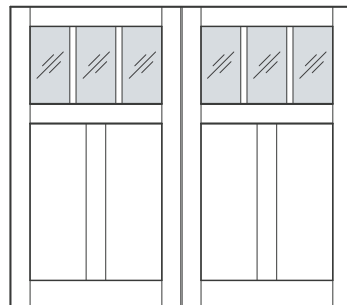
Provincetown



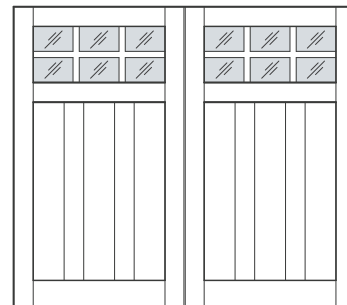
Lighthouse




Race Point



Maybeck



Stickley



Rapha

6" Nominal

CHOOSE YOUR WOOD TYPE

2

STAIN GRADE WOODS

Top Recommended



Cedar - *Most Used*
Vertical Grain Western Red Cedar




Accoya



Ambara
Vertical Grain Doug Fir



Meranti Mahogany




African Mahogany



STK Cedar
Select Tight Knot Cedar



White Oak
Vertical Grain or Plain Sawn



Black Walnut

PAINT GRADE WOODS

High-quality engineered wood.



Tricoya, MDO Plywood Face
Exterior Grade MDF


tricoya 

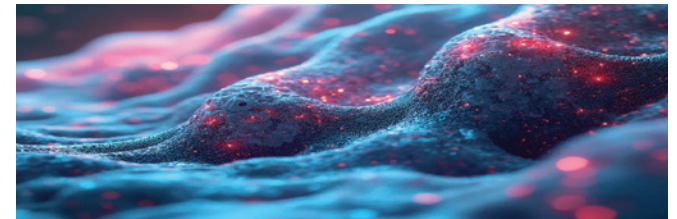


LOOKING TO PAINT YOUR DOORS BLACK?

Upgraded Materials - Paint Grade

The guaranteed choice for resistance to ultraviolet rays and water. Tricoya offers a 50-year warranty on the material only and can be painted black. Ranch House has a limited warranty period. Scan the QR code for Tricoya warranty information.

WARRANTY	STANDARD EXTIRA/MDO	tricoya 
	RHD WARRANTY 1 YEAR	RHD WARRANTY 5 YEAR
	EXTRA WARRANTY 9 YEAR	TRICOYA WARRANTY 45 YEAR
BLACK/DARK COLORS	NOT RECOMMENDED	YES
HIGH MOISTURE ENVIRONMENT	NOT RECOMMENDED	YES
FULL WEST EXPOSURE	\$	\$\$\$



TECHNOLOGICAL TREATED ADVANCED MATERIALS

Stain Grade Options:

- **Thermalized Wood** (e.g., Thermory) – Hemlock, Ash
- **Accoya Wood** – A specialized process alters the wood's cell structure, improving its technical properties to make it significantly stronger and more durable.

CHOOSE YOUR OPTIONS 3

A WOOD TEXTURES

No Charge



Smooth

Additional Charge




Wire Brush

From Left to Right - Light, Medium, Heavy



Hand Hewn Distressed



B INTERIOR EDGE OPTIONS



Square



Eased



Coped



Step

C PANEL PROFILES



PP1 Tongue & Groove, V Joint w/ 3/8" w



PP2 Tongue & Groove, Butt Joint



PP3 Tongue & Groove, Butt Joint w/ 1/8" w x 1/8" d Channel Groove



PP4 Tongue & Groove, Butt Joint w/ 1/4" w x 1/8" d Channel Groove

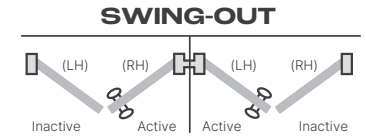
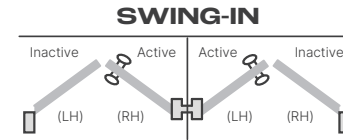


PP5 Micro V-Groove 3/16" w - 1/4" d

NOTE: Also available in 1 x 2, 1 x 4 and 1 x 8 upon request. Scan QR code for more options.

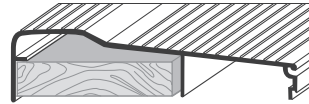


D SWING OPTIONS

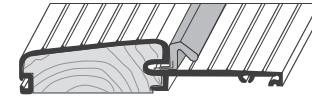


E SILLS/THRESHOLD TYPES

Aluminum - Standard Inswing. None is Standard, Options if Needed.



Inswing Door



Outswinging Door



ADA - Threshold

Preferred Wood: Rift Oak. Wood Sills are an Additional Cost. Aluminum sills are provided with Pre-Hung Orders.

F CUSTOM DOOR SPECIFICATIONS



- Internal Metal Struts • LVL Core
- Internal Plywood • Insulation

FLUSH

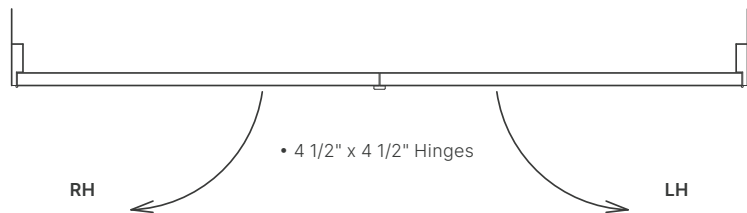
- Face Materials: Panel/Channel profiles on the same plane
- Frame: 2 1/4" - 3 1/4", LVL



RAIL & STILE

- Frame: 2 1/4", 1 1/4"
- Panel: 1 1/4"

G JAMB TYPE

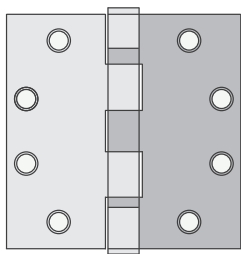


H SWING TYPE

Standard Hinged

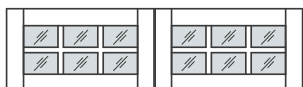
HINGED

• 4 1/2" x 4 1/2" Hinges

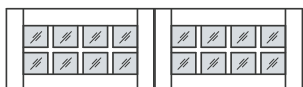


WINDOW OPTIONS

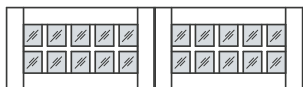
Note: These tops are drawn for 8-0 x 7-0 doors. The mullions are 1 3/4" and tru divide lites, unless noted otherwise.



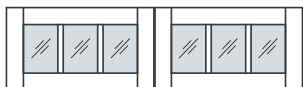
RHD-SQ-1



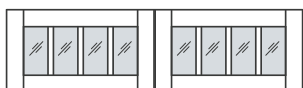
RHD-SQ-2



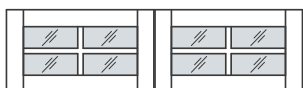
RHD-SQ-3



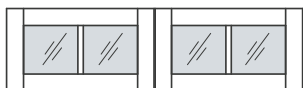
RHD-SQ-4



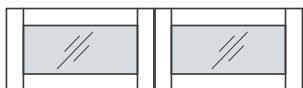
RHD-SQ-5



RHD-SQ-7

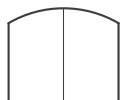


RHD-SQ-15

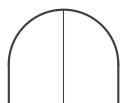


RHD-SQ-17

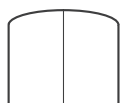
ARCH TYPES



FLAT ARCH



TRUE ARCH




ELLIPTICAL

GLASS TYPES



Scan QR code for more options.



Model: Sconset Wood Type: Cedar RHD#602

DOOR BUILDER

Circle Desired Selection

WOOD TEXTURES

Smooth Wire Brush Light Medium Heavy Hand Hewn Distressed

INTERIOR EDGE

Square Coped Step

PANEL PROFILE

PP1 PP2 PP3 PP4 PP5

SWING OPTIONS

Swing In LH RH Swing Out LH RH

CUSTOM DOOR

Flush Rail & Stile

SILLS - THRESHOLD TYPES

Wood Aluminum

JAMB WIDTH

4 9/16" 5 9/16" Custom

SWING TYPE

Hinged

WINDOW OPTIONS

SQ1 SQ2 SQ3 SQ4
SQ5 SQ7 SQ15 SQ17

PRE-HUNG ARCH TYPES

Elliptical Flat Arch
True Arch

GLASS TYPES

Clear Dark Gray/Tinted Acid Etch/Frosted

Clear / Upgrades are available with various types of glass. All glass is Annealed, Tempering is an optional upgrade. Insulated glass available upon request. Copyright Notice: All materials shown in this brochure are copyrighted and may not be duplicated in any form. ©2026 Ranch House Doors.

BUILT ON LEGACY



RANCH HOUSE DOORS

— *Redefining the Entrance™* —



PHONE

951.278.2884

ADDRESS

1527 Pomona Rd,
Corona, CA 92878



Scan the QR code for
RHD warranty/stain information.

In a small La Mirada garage more than two decades ago, our father, Mike Neal, built his first custom wood door. The garage was alive with the sounds of roaring machines, and the air was thick with sawdust—a symbol of hard work and creativity.

Dad often said, “I love the smell of sawdust in the morning.” That passion turned what began as a “little experiment” into Ranch House Doors—one of the nation’s premier door manufacturers.

Today, we carry on Dad’s legacy, creating handcrafted garage doors, entry doors, gates, and more for homes across the country. Our skilled design team is here to turn your ideas into reality, blending timeless craftsmanship with your unique style.

For us, every door is more than just a product; it’s an opportunity to make your home warm, functional, and truly exceptional. Because like Dad always said, “If you can think it, we can build it.”



*Only garage doors featuring the official **Ranch House Doors serial number plate of authenticity** are genuine Ranch House Doors products. This serial number plate represents our commitment to craftsmanship, premium materials, and enduring quality.*

Doors without it are not made or authorized by Ranch House Doors and do not carry our warranty or brand guarantee.

Look for the serial number plate—it’s the mark of true craftsmanship.